








































ANDAMENTO DEI PREZZI ALL'INGROSSO DEGLI ORTAGGI SUI PRINCIPALI MERCATI ITALIANI - AGGIORNATO AL 12 MAGGIO 2020

	BOLOGNA			MILANO			PADOVA			ROMA		
	prezzo (€/kg)	var. % su sett. Prec.	var. % su anno prec.	prezzo (€/kg)	var. % su sett. Prec.	var. % su anno prec.	prezzo (€/kg)	var. % su sett. Prec.	var. % su anno prec.	prezzo (€/kg)	var. % su sett. Prec.	var. % su anno prec.
<b>ASPARAGI</b>  <b>4,2%</b>												
Bianchi cal. 16-20 cat. I in mazzi (Veneto)	5,00	 0,0%	-%	-	-%	-%	3,10	 8,6%	-%	-	-%	-%
Verdi cal. 12-16 cat. I in mazzi (Italia)	2,8	0%	22%	-	-%	-%	2	11%	-13%	2,8	12%	0%
Verdi cal. 16-20 cat. I in mazzi (Italia)	3,50	 0,0%	 29,0%	5,20	 -5,5%	 67,7%	3,20	 28,0%	 -23,6%	2,00	-%	 -37,5%
<b>CIPOLLE</b> <b>0,76%</b>												
Tonde dorate cal. 60-80 cat. I alla rinfusa (Olanda) sacchi	0,60	 0,0%	 -45,6%	0,55	 10,0%	 -42,1%	-	-%	-%	0,70	 0,0%	 -16,5%
Tonde dorate cal. n.c. cat. I alla rinfusa (Italia) sacchi	0,8	0%	-%	-	-%	-%	-	-%	-%	0,7	0%	-%
Tonde rosse cal. n.c. cat. I alla rinfusa (Italia) sacchi	0,80	 0,0%	-%	0,75	 0,0%	-%	-	-%	-%	1,00	 0,0%	-%
<b>FRAGOLE</b> <b>-6,48%</b>												
Cal. 30-40 cat. I in vaschette (Italia)	7,00	 59,1%	 136,3%	4,20	 5,0%	 20,0%	2,70	 -27,0%	 -12,0%	2,50	 -14,7%	 38,7%
Candonga cal. 30-40 cat. I in vaschette (Basilicata)	3,5	-30%	0%	4,7	4%	57%	3,35	-27%	-4%	4,5	-18%	41%
<b>ZUCCHINE</b>  <b>-2,2%</b>												
Scure lunghe cal. 14-21 cm. cat. I a piu' strati (Italia)	0,90	 0,0%	 28,6%	1,10	 0,0%	 29,4%	0,95	 -5,3%	 -9,5%	0,70	 0,0%	 16,7%
Scure lunghe cal. 21-28 cm. cat. I a piu' strati (Italia)	1,2	0%	-%	-	-%	-%	0,7	-13%	-%	0,6	0%	-%
Scure lunghe cal. 7-14 cm. cat. I monostrato (Lazio)	1,50	 0,0%	-%	1,40	 -6,7%	-%	1,25	-%	-%	0,70	 0,0%	-%

FONTE: BORSA MERCI TELEMATICA ITALIANA